



# Indiana State Department of Health

## WEEKLY INFLUENZA REPORT

*Data as of Thursday, January 9, 2014*

The following report is meant to provide local health departments, hospital administrators, health professionals and residents with a general understanding of the burden of influenza-like illness (ILI). Data from several surveillance programs were utilized to produce this report and all information is provisional. ***Data may change as information is received, reviewed and verified. The purpose of this report is to report in a timely manner what is occurring or has recently occurred.*** For further information about the data presented in this report, please call the ISDH Surveillance and Investigation Division at 317-233-7125.

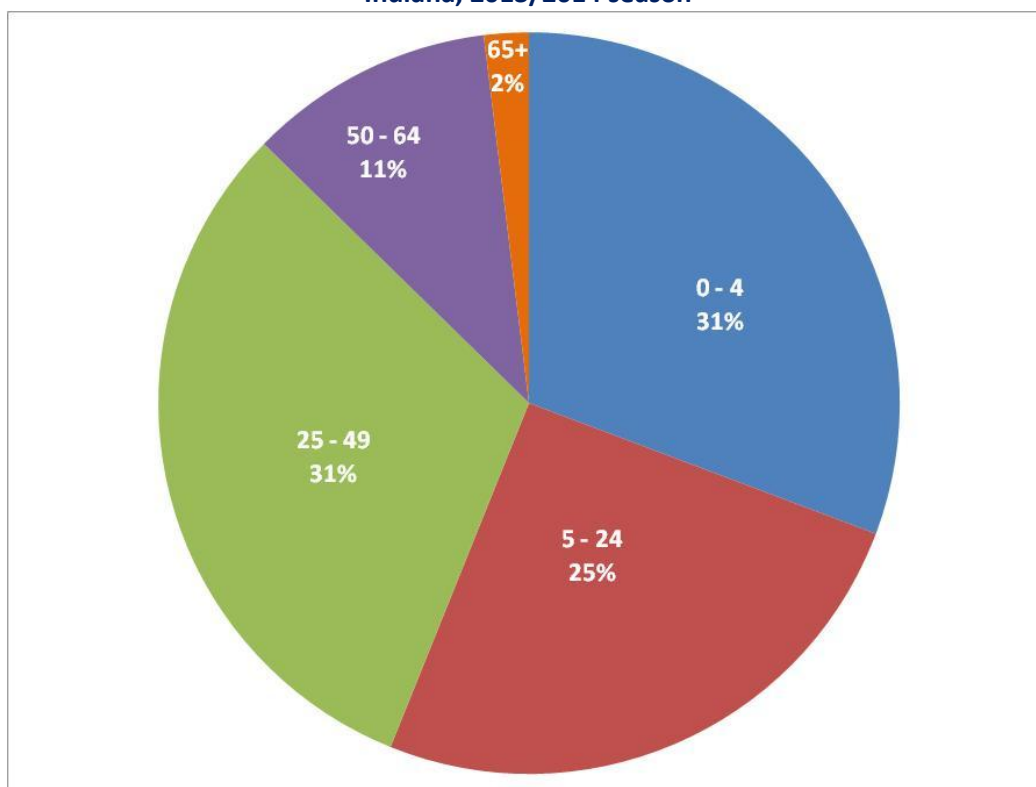
Data Summary for Week Ending January 4, 2014 (Week 1)	
Percent of ILI reported by emergency department surveillance system	3.59%
Percent of ILI reported by sentinel surveillance system	4.17%
Number of specimens submitted for influenza testing at ISDH Laboratory	41
Percent of positive influenza specimens tested at ISDH Laboratory	71%
Number of influenza-associated deaths reported for this reporting week	2
Number of influenza-associated deaths reported for 2013/2014 season	3
Number of Indiana schools (K-12) with absenteeism rate 20% or higher	0
Compliance of specimen submission for this reporting week	41/50 (82%)
Compliance of ILI reporting for this reporting week	32/44 (73%)

### Sentinel reported influenza-like illness by sentinel type and reporting week with number of reporting sites – Indiana, 2013/2014 season\*

Reporting Week	All Reporters %ILI	Universities %ILI	Non-Universities %ILI
Week 1	4.17% (32)	0.32% (10)	3.27% (22)
Week 52	5.92% (34)	0% (11)	5.22% (23)
Week 51	3.01% (34)	1.10% (11)	3.04% (23)

***\*Data obtained from the ISDH Sentinel Influenza Surveillance System. This data is subject to change as sentinel sites can back-date their weekly reports.***

**Sentinel reported influenza-like illness (ILI) by Age Category for the most current week reported – Indiana, 2013/2014 season**



\*Data obtained from the ISDH Sentinel Influenza Surveillance System.

\* This data is subject to change as sentinel sites can back-date their weekly reports.

**Number of 2013/2014 reported deaths associated with laboratory confirmed influenza, by age category – Indiana**

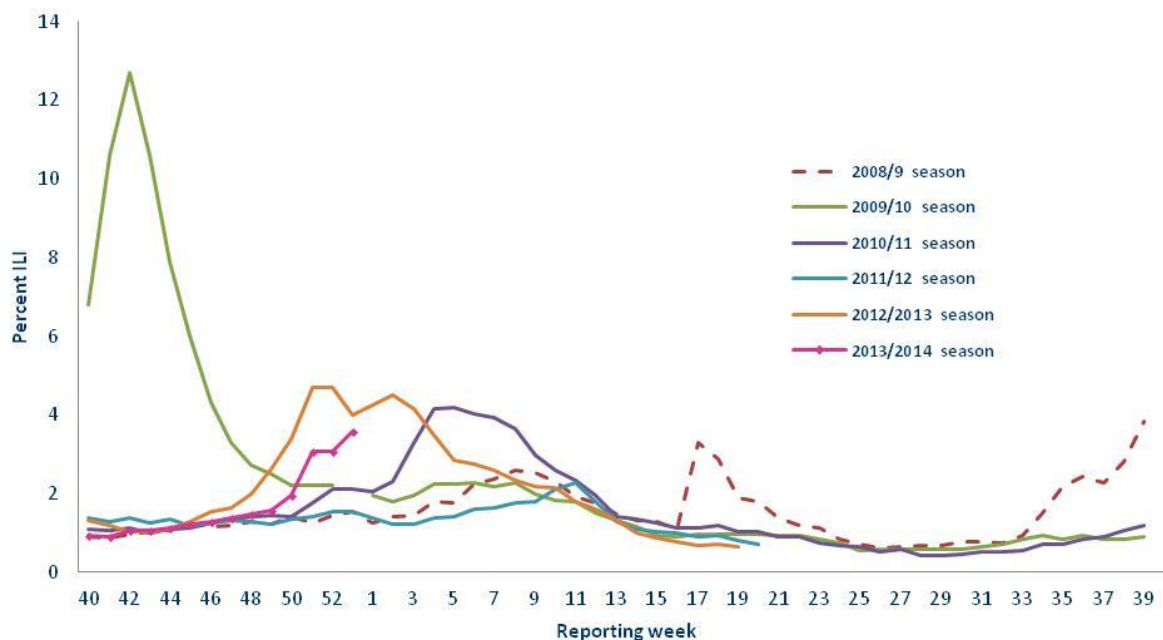
	Age category (yrs)	Total number this week	Season Total
Number of deaths associated with influenza	0-4	0	0
	5-18	0	0
	19-24	0	0
	25-49	2	2
	50-64	0	1
	65+	0	0
	Unknown	0	0
	<b>Total</b>	<b>2</b>	<b>3</b>

*This data is subject to change as information is updated, revised or corrected.*

**Sentinel and ED influenza-like illness percentages by reporting week – Indiana, 2013/14 season**

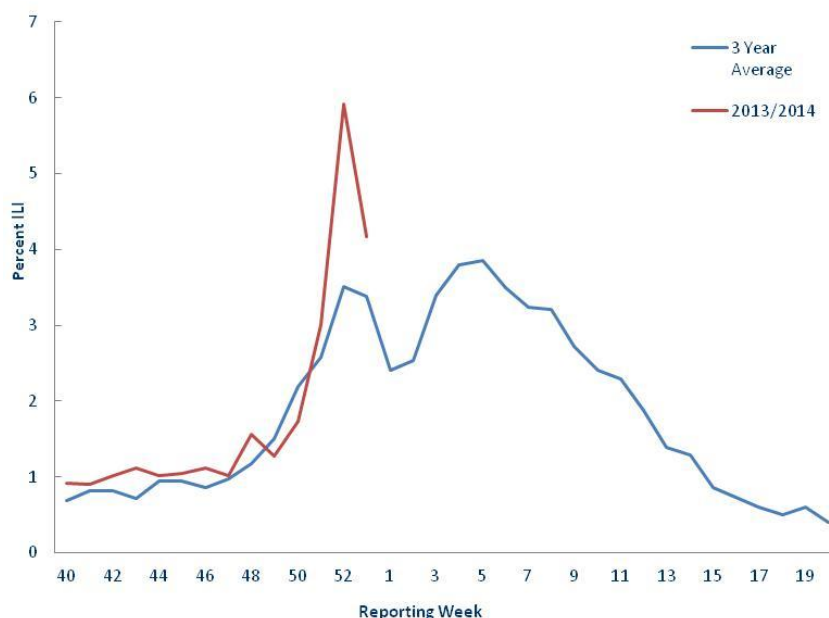
Reporting Week	ED Surveillance %ILI	Sentinel Surveillance %ILI
Week 1	3.59%	4.17%
Week 52	3.08%	5.92%
Week 51	1.97%	3.01%

**Percent of patients who presented at an emergency department (ED) with a chief complaint relating to influenza-like illness – Indiana, 13/14, 12/13, 11/12, 10/09, 09/10, 08/09 seasons\*  
(ED's currently reporting = 108)**



*\*Data obtained from the ISDH Public Health Emergency Surveillance System (PHESS).*

**Percent of patients who presented at sentinel provider clinics with symptoms relating to influenza-like illness – Indiana, and a three year baseline average\*†  
Number of sentinel provider clinics who reported this week = 32**



*\*Data obtained from the ISDH Sentinel Influenza Surveillance System.*

*† Sentinel data has limited timeliness, so the data reported is for the week before the most current week. This data is subject to change as sentinel sites can back-date their weekly reports.*

ISDH Laboratory data regarding circulating influenza viruses – Indiana, 2013/14 influenza season.\*

PCR Result	This week's total		2013 total	
	Number	Percent of specimens received	Number	Percent of specimens received
2009 A/H1N1pdm virus	29	70.7%	102	35.4%
Influenza A/H3 seasonal virus	0	0%	0	0%
Influenza A/H1 seasonal virus	0	0%	0	0%
Influenza B seasonal virus	0	0%	0	0%
Influenza negative	5	12.2%	162	56.3%
Inconclusive	0	0%	1	<1%
Unsatisfactory specimen†	7	17.1%	23	8.0%
Influenza Co-infection <sup>Δ</sup>	0	0%	0	0%
<b>Total</b>	<b>41</b>	<b>100%</b>	<b>288</b>	<b>100%</b>

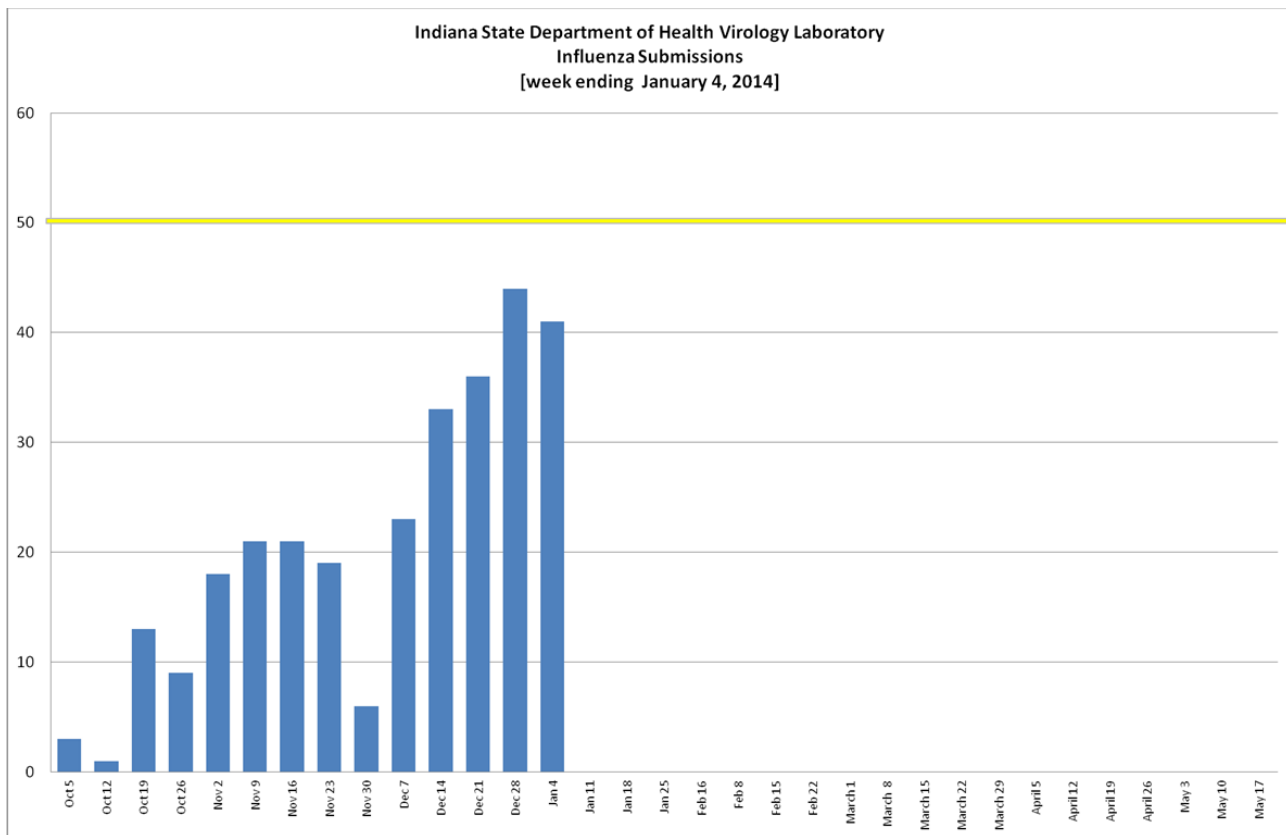
<sup>Δ</sup> All previous-year co-infections have been influenza A/H3 and influenza B.

\*Data obtained from the ISDH Laboratory via specimens submitted from the ISDH Sentinel Influenza Surveillance System and IN Sentinel Laboratories.

†Unsatisfactory specimens include specimens that leaked in transit, were too long in transit, or were inappropriately labeled

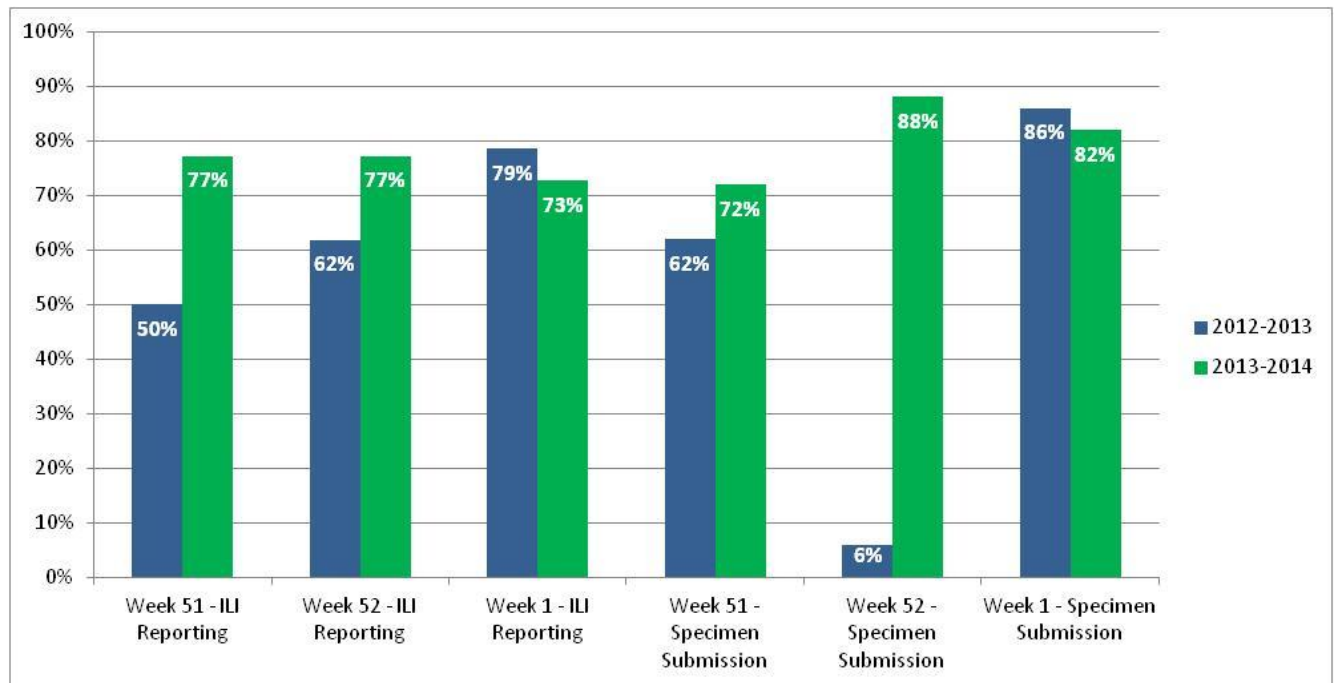
OTHER CIRCULATING VIRUSES RECENTLY IDENTIFIED BY THE ISDH LABORATORY:

Other Respiratory Viruses	This Week	2014 Total (Since Oct. 1, 2013)	Early Surveillance (Sept 1-30, 2013)
Adenovirus	0	0	1
Coxsackie A Virus	0	0	0
Coxsackie B Virus	0	0	0
Echovirus	0	0	0
Enterovirus NOS	0	0	0
Parainfluenza 1 Virus	0	8	0
Parainfluenza 2 Virus	0	0	0
Parainfluenza 3 Virus	0	0	0
Rhinovirus	0	3	0
Human Metapneumovirus	0	0	0
Respiratory Syncytial Virus	0	2	0
<b>Total</b>	<b>0</b>	<b>13</b>	<b>1</b>



*\*Data obtained from the ISDH Laboratory via specimens submitted from the ISDH Sentinel Influenza Surveillance System.*

**Compliance of Sentinel Sites by Reporting Week – Indiana, 2013/2014 and 2012/2013 influenza seasons.\***



*\*Data obtained from the ISDH Sentinel Influenza Surveillance System. This data is subject to change as sentinel sites can back-date their weekly reports.*

**Number of schools (K-12) reporting a 20% or more absenteeism rate –  
Indiana, 2013/2014 school year**

<b>Health District†</b>	<b>Current Week</b>	<b>Total</b>
<b>1</b>	0	0
<b>2</b>	0	0
<b>3</b>	0	0
<b>4</b>	0	0
<b>5</b>	0	0
<b>6</b>	0	0
<b>7</b>	0	0
<b>8</b>	0	0
<b>9</b>	0	0
<b>10</b>	0	0
<b>Total</b>	<b>0</b>	<b>0</b>